




VFEX NEWSLETTER

Q2 • 2022



ABOUT VFEX

The Victoria Falls Stock Exchange (VFEX), is a subsidiary of the Zimbabwe Stock Exchange established to kick start the Offshore Financial Services Centre (OFSC) earmarked for the special economic zone in Victoria Falls.

In this issue of the VFEX Newsletter, we provide market highlights on VFEX for the period Q2 2022 with emphasis on key statistical indicators.

Happy Reading!

www.vfex.exchange

VICTORIA FALLS
STOCK EXCHANGE
NEWSLETTER

INSIDE

Market Highlights • P. 2

Settlement • P. 4

Price Movement and Total Return •
P. 5

VFEX Market Participants • P. 7

KEY MARKET HIGHLIGHTS

- The VFEX recorded a total turnover of USD3.2 million during the 2nd quarter of 2022 representing a 39.39% drop from the 1st quarter of 2022. Comparing the same period in 2021, the VFEX turnover for the 2nd Quarter of 2022 rallied by 10,911% .On a YTD basis the total VFEX turnover stood at USD8.5 million
- The VFEX All-Share Index rose by 7.72% from the 1st quarter of 2022 to close the 2nd quarter at 115.39 points. The VFEX All Share Index started in July 2021 hence there was no comparison for the same period in 2021.
- The VFEX market capitalization was 7.72% up from the 1st Quarter of 2022 to end the 2nd quarter at USD273.2 million. Comparing the same period in 2021, the market capitalization increased by 348%.
- The foreign participation on the VFEX was 38.13% during the 2nd quarter of 2022 registering a 35.5% jump from the previous quarter.
- The number of listings remained the same between 1st and the 2nd quarter of 2022. However, for the same period in 2021, the number of listed companies went up 300%.

The number of listed companies on VFEX as at 30 June 2022 was 4 (SeedCo International Limited (SCIL.VX), Bindura Nickel Corporation Limited (BIND.VX), Padenga Holdings Limited (PHL.VX) and Caledonia Mining Corporation Plc (CMCL.VX)).

Q2 2022 MARKET HIGHLIGHTS

A synopsis of the overall market performance is presented in the table below;



COMPARION OF Q1 2022 AND Q2 2022

Key Performance Indicator	Q2 2022	Q1 2022	% CHANGE
Turnover by value	USD\$3,191,163.36	USD\$5,265,298.21	-39.39%
Average Daily Turnover by value	USD\$35,067.73	USD\$57,860.42	-39.39%
Turnover by Volume	23,994,943.00	95,629,972.00	-74.91%
Number of Trades	328	351	-6.55%
Market Capitalization	USD\$273,239,907.20	USD\$253,651,070.00	+7.72%
Number of companies listed	4	4	
Foreign Participation	38.13%	2.63%	+35.5%
VFEX All Share Index	115.39	107.117	+7.72%

Q2 2022 MARKET HIGHLIGHTS



COMPARISON OF Q2 2021 AND Q2 2022

Key Performance Indicator	Q2 2022	Q2 2021	% CHANGE
Turnover by value	USD\$3,191,163.36	USD\$28,981.74	+10911%
Average Daily Turnover by value	USD\$35,067.73	USD\$318.48	+10911%
Turnover by Volume	23,994,943.00	119,982	+19899%
Number of Trades	328	5	+6460%
Market Capitalization	USD\$273,239,907.20	USD\$61,047,642.00	+348%
Number of companies listed	4	1	+300%
Foreign Participation	38.13%	0%	+38.13%

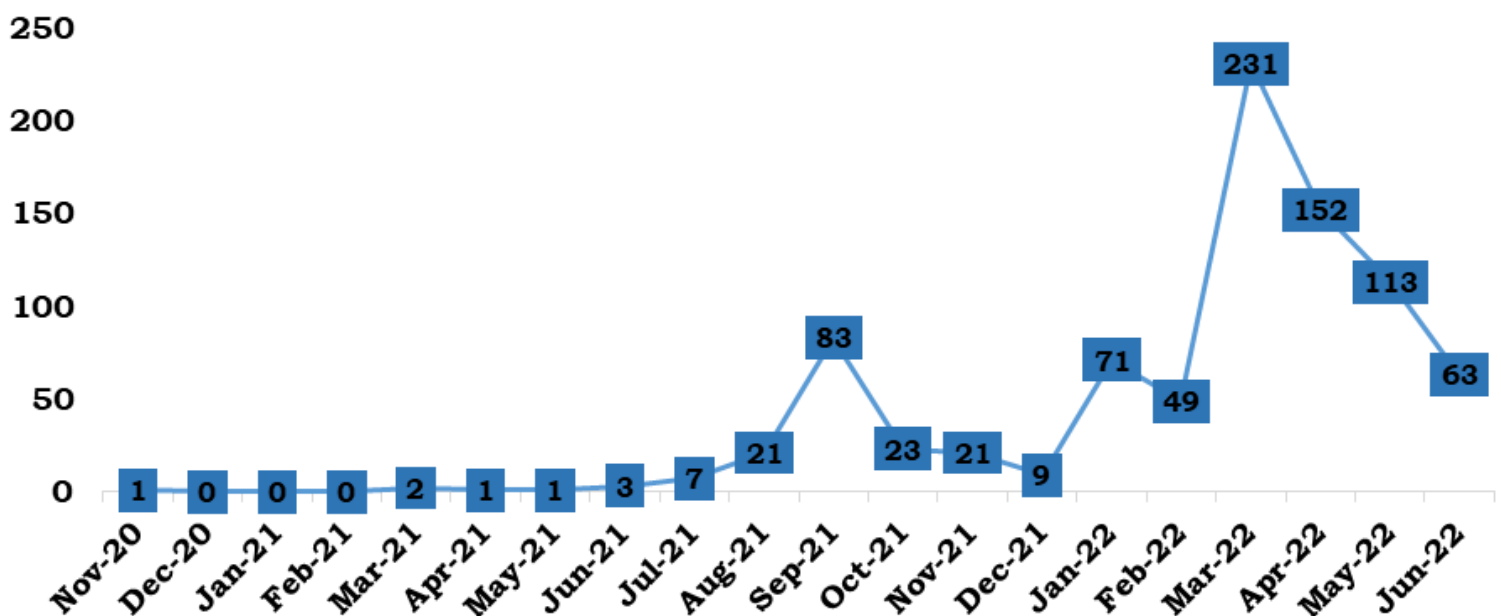


NUMBER OF TRADES

- The VFEX recorded 328 trades for Q2 2022 compared to 351 trades Q1 2022.
- On a YTD basis, the number of trades is 679.

The figure below shows the overall number of trades executed on the VFEX in Q2 2022

NUMBER OF TRADES



VICTORIA
FALLS
STOCK
EXCHANGE

Diversify Your Risk

Visit: www.vfex.exchange

VFEX is open to both local or foreign investors.

SETTLEMENT

- All the trades that were executed in Q2 2022 on the VFEX were successfully settled as follows;

Settlement on the VFEX

Company	Value of Transactions	% of Settled
Padenga Holdings Limited	USD\$ 2,635,817.53	100%
Bindura Nickel Corporation Limited	USD\$ 547,460.26	100%
Seed Co International Limited	USD\$ 7,885.42	100%

PRICE MOVEMENT

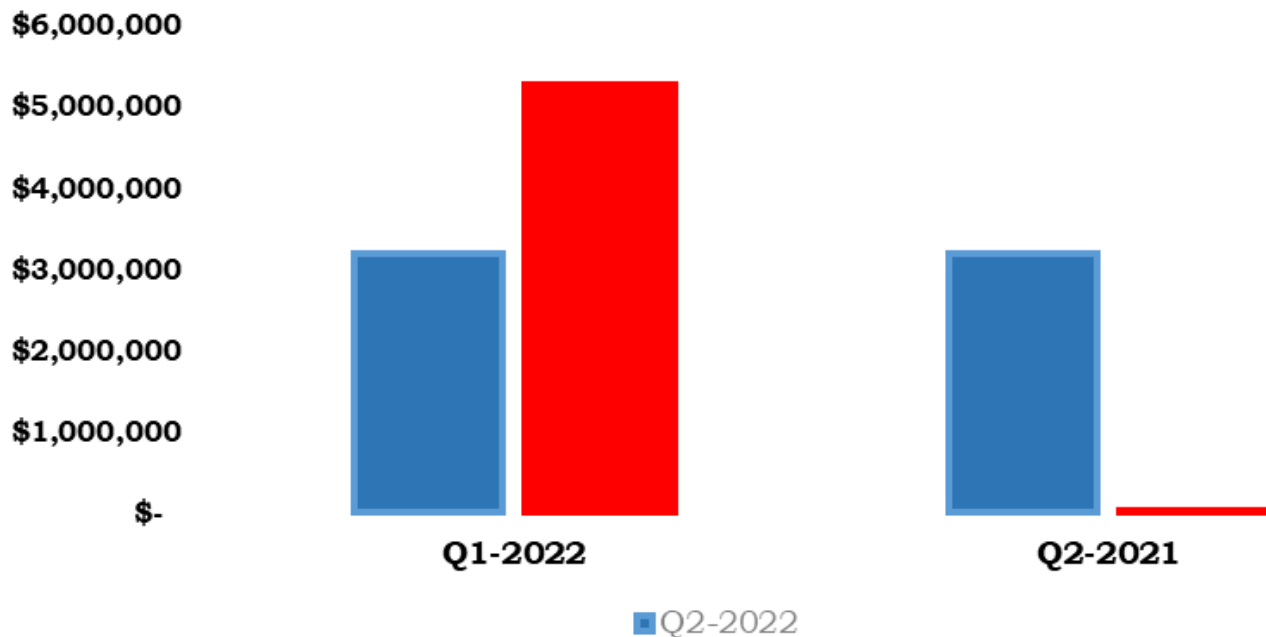
- The table below shows the price movement of the counters listed on the VFEX.

Company Name	Price as at 30-Jun-22	Price as at 31-Mar-22	Price Change (%)
Bindura Nickel Corporation	USD\$0.0387	USD\$0.0500	-22.60%
Caledonia Mining Corporation Plc	USD\$13.00	USD\$13.00	0.00%
Padenga Holdings Limited	USD\$0.2730	USD\$0.2105	29.69%
Seed Co International	USD\$0.2810	USD\$0.2805	0.18%

TURNOVER

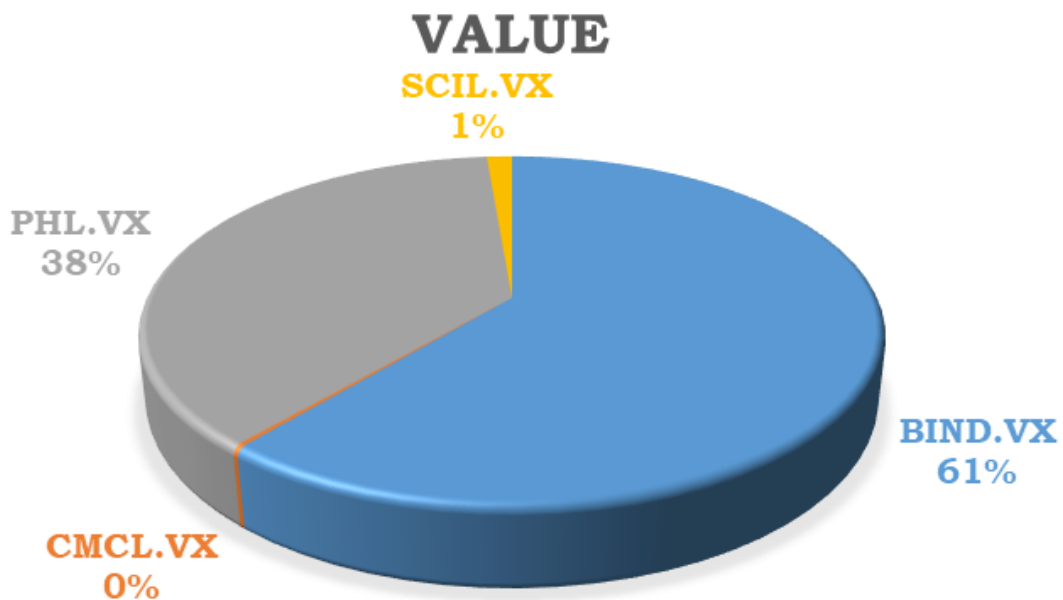
- The VFEX recorded a total turnover of USD3.2 million during the 2nd quarter of 2022 representing a 39.39% drop from the 1st quarter 2022.
- Comparing the same period in 2021, the VFEX turnover for the 2nd Quarter of 2022 rallied by 10,911%. On a YTD basis the total VFEX turnover stood at USD8.5 million.

VFEX TURNOVER



YTD TURNOVER BY CONTRIBUTION

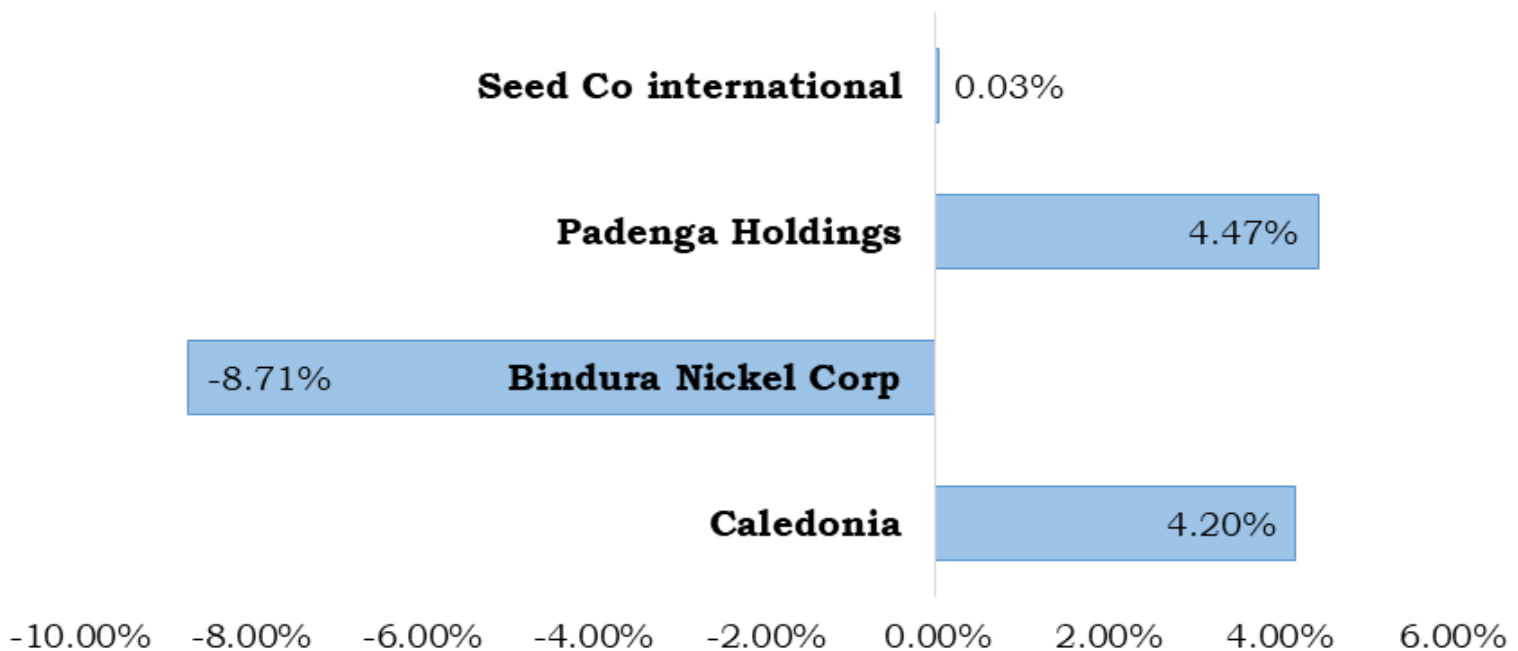
The figure below shows the contribution to turnover by all VFEX counters on a YTD basis.



QUARTER 2 2022 RETURNS

The annualized total return on the VFEX stood at -0.01% as at 30 June 2022. The below figure represents the individual counter's annualized return.

VFEX ANNUALISED RETURNS



**USD Investment
Open to All**

Visit www.vfex.exchange for more information

VICTORIA FALLS STOCK EXCHANGE

Facebook: Victoria Falls Stock Exchange | Twitter: @VFEX_ZW | Phone: +263 832840630/1 | Email: info@vfex.exchange

OPEN YOUR FCA & CENTRAL SECURITIES DEPOSITORY (CSD) ACCOUNT WITH THESE CUSTODIANS:

CABS | **cbcholdings** | **FBC Holdings Limited** | **Stanbic Bank** | **standard chartered**

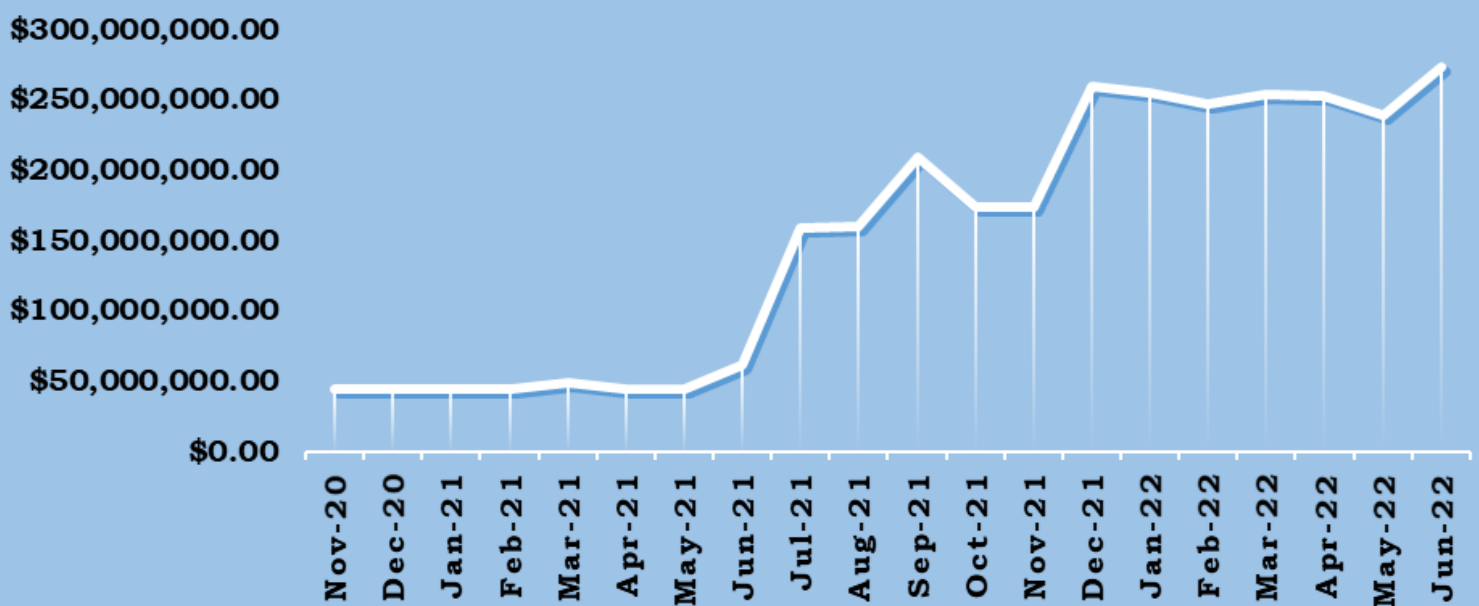
MARKET CAPITALIZATION

- The VFEX market capitalization closed the 2nd quarter of 2022 at USD273.2 million. The figure below represents the VFEX market capitalisation trend.



KEY MARKET HIGHLIGHTS

VFEX MARKET CAPITALISATION (USD)



INTRODUCING BROKER CONTROLLED ACCOUNTS

- VFEX introduced broker-controlled accounts with effect from 01 July 2022
- The broker controlled model was necessitated by the need to simplify the account opening process for retail investors.
- Broker controlled accounts deliver lower costs and easier account opening procedures for investors wanting to open a VFEX trading account.



Visit www.vfex.exchange for more information

 VICTORIA FALLS STOCK EXCHANGE

Facebook: [Victoria Falls Stock Exchange](#) Twitter: [@VFEX_ZW](#) Phone: +263 832840630/1 Email: info@vfex.exchange

OPEN YOUR FCA & CENTRAL SECURITIES DEPOSITORY (CSD) ACCOUNT WITH THESE CUSTODIANS:



 VICTORIA FALLS STOCK EXCHANGE

Investment Made Easy

Visit: www.vfex.exchange

VFEX is open to both local or foreign investors.



MARKET PARTICIPANTS

The list of the VFEX registered participants is as follows;

VFEX Custodians

- CABS Custodial Services
- CBZ Custodial Services
- FBC Custodial Services
- Stanbic Investor Services
- Standard Chartered Custodial Services

VFEX Stockbrokers

- ABC Stockbrokers (Pvt) Limited
- Akribos Securities (Pvt) Limited
- Bethel Equities (Pvt) Limited
- EFE Securities (Pvt) Limited
- FBC Securities (Pvt) Limited
- Fincent Securities (Pvt) Limited
- Jemina Capital (Pvt) Limited
- Ingenium Capital (Pvt) Limited
- Interhorizon Securities (Pvt) Limited
- Imara Edwards Securities (Pvt) Limited
- Invictus Securities (Pvt) Limited
- Lynton Edwards Stockbrokers (Pvt) Limited
- Mast Stockbrokers (Pvt) Limited
- MMC Capital (Pvt) Limited
- Morgan and Company (Pvt) Limited
- Old Mutual Securities (Pvt) Limited
- Platinum Securities (Pvt) Limited
- Remo Investments (Pvt) Limited
- Southern Trust Securities (Pvt) Limited
- Wealth Access Securities (Pvt) Limited



For additional
information, feel free
to get in touch



www.vfex.exchange

info@vfex.exchange

operations@vfex.exchange

+263 832840630/1



VICTORIA
FALLS
STOCK
EXCHANGE



Investment Made Easy

Visit www.vfex.exchange for more information



VICTORIA
FALLS
STOCK
EXCHANGE

  Victoria Falls Stock Exchange  @VFEX_ZW

Phone: +263 832840630/1
Email: info@vfex.exchange

OPEN YOUR FCA & CENTRAL SECURITIES DEPOSITORY (CSD) ACCOUNT WITH THESE CUSTODIANS:

